

PIPE SLEEVING SCHEDULE

PIPE SIZE	SLEEVE SIZE
1"	2"
1 1/4"	2"
1 1/2"	3"
2"	4"
2 1/2"+	6"

LEGEND	
	VALVE
	SPRAY, 360°
	SPRAY, 180°
	SPRAY, 90°
	SIDE STRIP
	END STRIP
12	12' NOZZLE
10	10' NOZZLE
8	8' NOZZLE
5	5' NOZZLE

KEY

- C** PROPOSED IRRIGATION CONTROLLER MOUNT TO EXTERIOR WALL A MIN. 36" ABOVE GRADE
- RS** PROPOSED RAIN SENSOR MOUNT TO POST OR WALL A MIN. 48" ABOVE ADJ. SPRAY HEIGHT. AND CLEAR FROM ABOVE CANOPY

IRRIGATION SYSTEM TIME SCHEDULES

SYSTEM 1
TOTAL ZONES = 9
RUN TIMES = 20 MIN. PER ZONE ON
MON. WED. FRI.
20 MIN PER ZONE
TUE, THUR, SAT

NOTE:
NEW LANDSCAPE MATERIALS WILL NEED DAILY WATERING FOR A PERIOD OF 4 WEEKS OR UNTIL ESTABLISHED. ONCE MATERIAL IS ESTABLISHED WATERING SHALL BE REDUCED TO 2-3 DAYS A WEEK DURING STABLE WEATHER CONDITIONS.
IRRIGATION ZONE RUN TIMES ARE FLEXIBLE DEPENDING ON THE SEASON OF YEAR AND PRECIPITATION RATES. ZONE TIMES SHALL BE ADJUSTED PERIODICALLY TO COMPENSATE FOR NATURAL EVENTS SUCH AS HEAVY RAIN, HIGH WIND AND DROUGHT. IRRIGATION SHOULD NOT BE RUN DURING PERIODS OF HEAVY RAIN, HIGH WINDS OR IN CASES OF EXTREME DROUGHT. IRRIGATION ZONES SHOULD BE RUN BETWEEN THE HOURS OF 3:00 AM AND 7:00 AM IRRIGATION ZONES SHOULD NOT BE RUN DURING MID DAY OR EVENING HOURS.

NOTES: ALL IRRIGATION EQUIPMENT SHOWN OUTSIDE OF PROPERTY LINES IS FOR GRAPHIC CLARITY ONLY. ALL EQUIPMENT SHALL BE INSTALLED WITHIN THE PROPERTY LINE AND WITHIN LANDSCAPED AREAS WHEREVER POSSIBLE THE IRRIGATION DESIGN IS DRAWN FROM THE INFORMATION SUPPLIED FROM THE SITE PLAN. THE CONTRACTOR SHALL BE RESPONSIBLE TO ENSURE ALL LANDSCAPED AREAS WILL RECIEVE 100% IRRIGATION COVERAGE WITH 50% OVERLAP.

THE CONTRACTOR SHALL BE RESPONSIBLE TO REPAIR ANY DAMAGE DONE TO THE LANDSCAPING AS A RESULT OF IRRIGATION INSTALLATION TO EQUAL OR BETTER CONDITION.

CONACTOR SHALL VERIFY LOCATION OF EXISTING METER AND BACKFLOW PREVENTOR AND UPGRADE TO NEW SYSTEMS REQUIREMENTS AS NECESSARY .

ALL EQUIPEMENT SHALL BE INSTALLED PER THE LATEST REVISED SOUTH FLORIDA BUILDING CODE APPENDIX F.

THERE SHALL BE NO MACHINE TRENCHING WITHIN THE DRIPLINE OF EXISTING TREES. ALL TRENCHES SHALL BE HAND DUG WITHIN THESE AREAS. CONTRACTOR SHALL REFER TO LANDSCAPE PLAN FOR PROPOSED AND EXISTING MATERIALS.

CONTRACTOR SHALL VERIFY THE LOCATIONS OF EXISTING OR PROPOSED UTILITIES PRIOR TO STARTING WORK. CONTRACTOR SHALL ADJUST EQUIPMENT WHERE NECESSARY TO AVOID CONFLICTS.

REVISIONS:

DRC REV: 11/20/24

SHEET TITLE:


IRRIGATION PLAN

PROJECT:

Proposed Offices
Petroleum HQ
201 SW 12th Ave
Pompano Beach, FL.

"TO THE BEST OF MY KNOWLEDGE THE PLANS AND SPECIFICATIONS SUBMITTED HERewith COMPLY WITH EXISTING INTERPRETATIONS AND PROVISIONS OF THE APPLICABLE BUILDING CODES. THIS DRAWING IS THE PROPERTY OF M.L.A Group, Inc. AND IS AN INSTRUMENT OF SERVICE AND MAY NOT BE REPRODUCED, SCANNED OR COPIED BY ANY OTHER MEANS IN PART OR IN WHOLE WITHOUT EXPRESS WRITTEN PERMISSION OF SAME"
© M.L.A Group Inc.

SEAL:

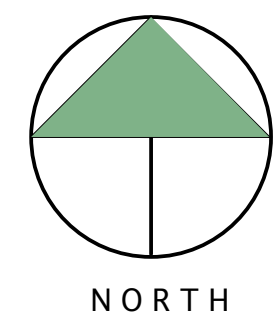


SCALE: 1/16"=1'-0"


DATE DRAWN: 11-1-22

SHEET NO.

IR-1



(IN FEET)
1/8 inch = ft.10



P222-12000026

3/26/2025

P&Z